





## Ikuü 1000W Smart WIFI Panel Heater

MPH1000



### Key Features:

- Intelligent power control – Heater adjusts the power output automatically, based on the temperature difference between room temperature and target temperature
- Digital display and control
- Wall mount/freestanding accessory included
- On/off switch
- Heat level adjustment
- Scenes and automation
- Scheduling & countdown timers
- 24-hour timer
- Child lock
- Flex and plug fitted


<b>Colour</b>	White
<b>Compliance Standards</b>	AS/NZS 60335-1, AS/NZS 60335-2-30 and EMC requirements
<b>Wattage</b>	1000W

**One Clever App**  
Easy. Seamless. Integrated  
Anywhere, anytime control  
Automate events  
Control device groups  
Schedule timers

**IP24**  
RATING



**Dimensions**

