

Ikuü 1500W Smart WIFI Panel Heater



MPH1500

Key Features:

- Intelligent power control – Heater adjusts the power output automatically, based on the temperature difference between room temperature and target temperature
- Digital display and control
- Wall mount/freestanding accessory included
- On/off switch
- Heat level adjustment
- Scenes and automation
- Scheduling & countdown timers
- 24-hour timer
- Child lock
- Flex and plug fitted





Colour	White
Compliance Standards	AS/NZS 60335-1, AS/NZS 60335-2-30 and EMC requirements
Wattage	1500W

One Clever App

Easy. Seamless. Integrated. Anywhere, anytime control. Automate events. Control device groups. Schedule timers.

works with 

works with 

IP24
RATING

wifi

Dimensions

