


## Ikuü Smart Wi-Fi Double 2-Way Switch



SSW02GX-WIFI

### Key Features:

- Wi-Fi (No hub required)
- Requires neutral
- LED indicator On/Off
- Terminals fit up to 3 x 2.5mm<sup>2</sup> building cables
- Retrofit to standard mounting brackets and accessories
- 2-way switching compatible with standard switches or 2-way Mercator Ikuü switches





<b>Compliance Standards</b>	AS/NZS 4268, AS/NZS 60669.1, AS/NZS 60669.2.1, CISPR 15, CISPR 32, AZ/NZS 2772.2
<b>Connectivity</b>	Wi-Fi
<b>Contact Material [Single Line Text Field]</b>	Brass
<b>Ip Rating</b>	IP20
<b>Material</b>	Polycarbonate
<b>Model</b>	SSW02GX-WIFI
<b>Operating Load</b>	Motor rating: M40, Incandescent (Halogen)
<b>Protocol</b>	IEEE 802.11 b/g/n
<b>Requirements</b>	Existing 2.4GHz Wi-Fi network
<b>Terminal Size [Single Line Text Field]</b>	6mm <sup>2</sup> (can fit up to 3 x 2.5mm <sup>2</sup> wires per terminal)
<b>Volt</b>	250V
<b>Warranty</b>	3 years
<b>Wireless Frequency</b>	2.4GHz





**One Clever App**

Easy. Seamless. Integrated. Anywhere, anytime control. Automate events. Control device groups. Schedule timers.

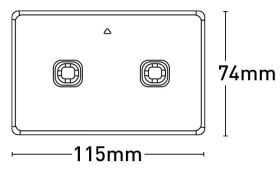



**IP20**  
RATING

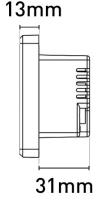


**3**  
YEAR  
WARRANTY

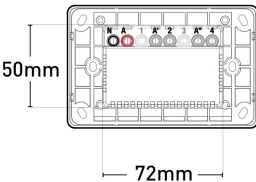
### Dimensions



115mm  
74mm



13mm  
31mm



50mm  
72mm

